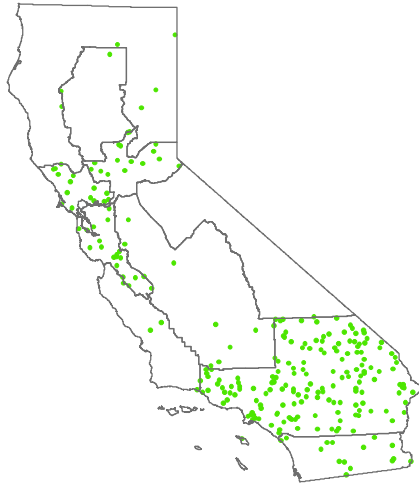
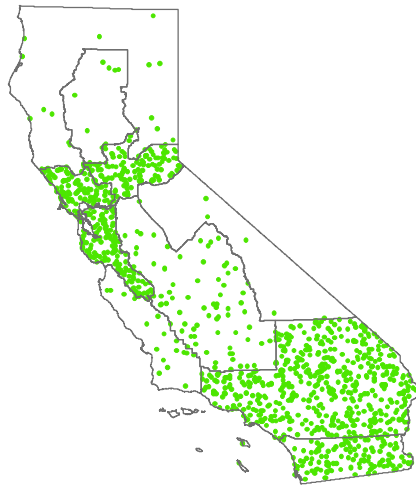


**G**enerating and Storing Renewable Energy



**R**ecycling Existing Materials



# Distribution of GREEN Employment

By Economic Strategy Panel Region

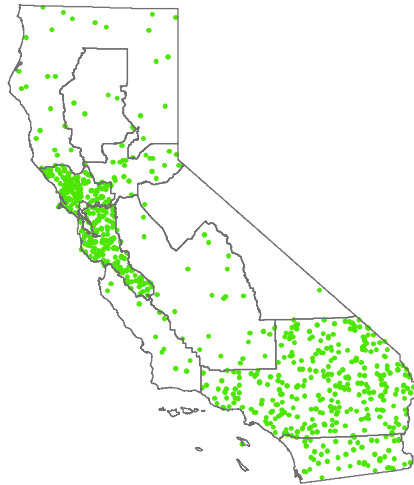
1 Dot = 100 Employees

Dots are randomly distributed within Economic Strategy Panel Regions and do not represent actual business locations.

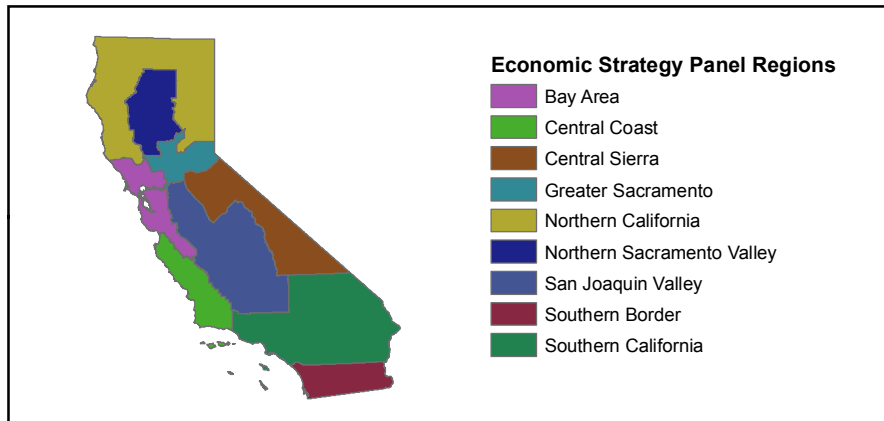
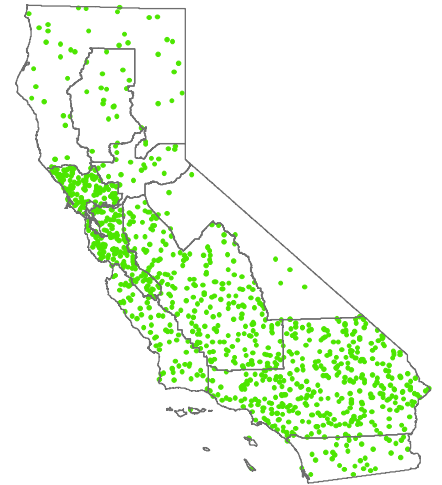
**E**nergy Efficient Product Manufacturing, Distribution, Construction, Installation, and Maintenance



**E**ducation, Compliance, and Awareness



**N**atural and Sustainable Product Manufacturing



Data Source:  
California's Green Economy  
Summary of Survey Results  
Employment Development Department  
October 2010

Analysis and Cartography by:  
Labor Market Information Division  
California Employment Development Department  
<http://www.labormarketinfo.edd.ca.gov>  
April 2011



---

This workforce solution was funded by a grant awarded by the U.S. Department of Labor's Employment and Training Administration. The solution was created by the grantee and does not necessarily reflect the official position of the U.S. Department of Labor. The Department of Labor makes no guarantees, warranties, or assurances of any kind, express or implied, with respect to such information, including any information on linked sites and including, but not limited to, accuracy of the information or its completeness, timeliness, usefulness, adequacy, continued availability, or ownership. This solution is copyrighted by the institution that created it. Internal use by an organization and/or personal use by an individual for non-commercial purposes is permissible. All other uses require the prior authorization of the copyright owner.

All maps, data and analysis should be sourced as "State of California, Employment Development Department, 'California's Green Economy, October 2010'".

---