

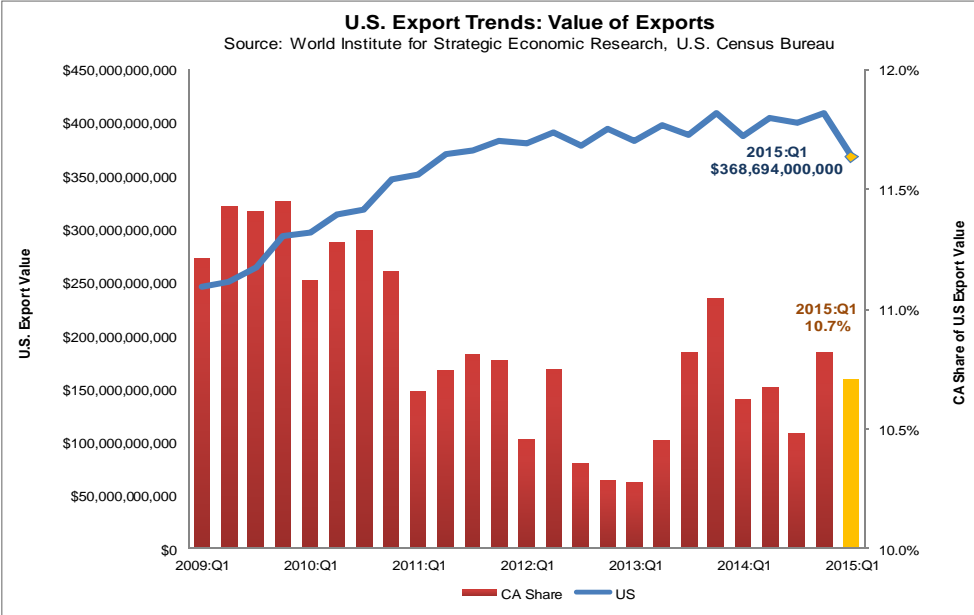
## California Export Trends in 2015

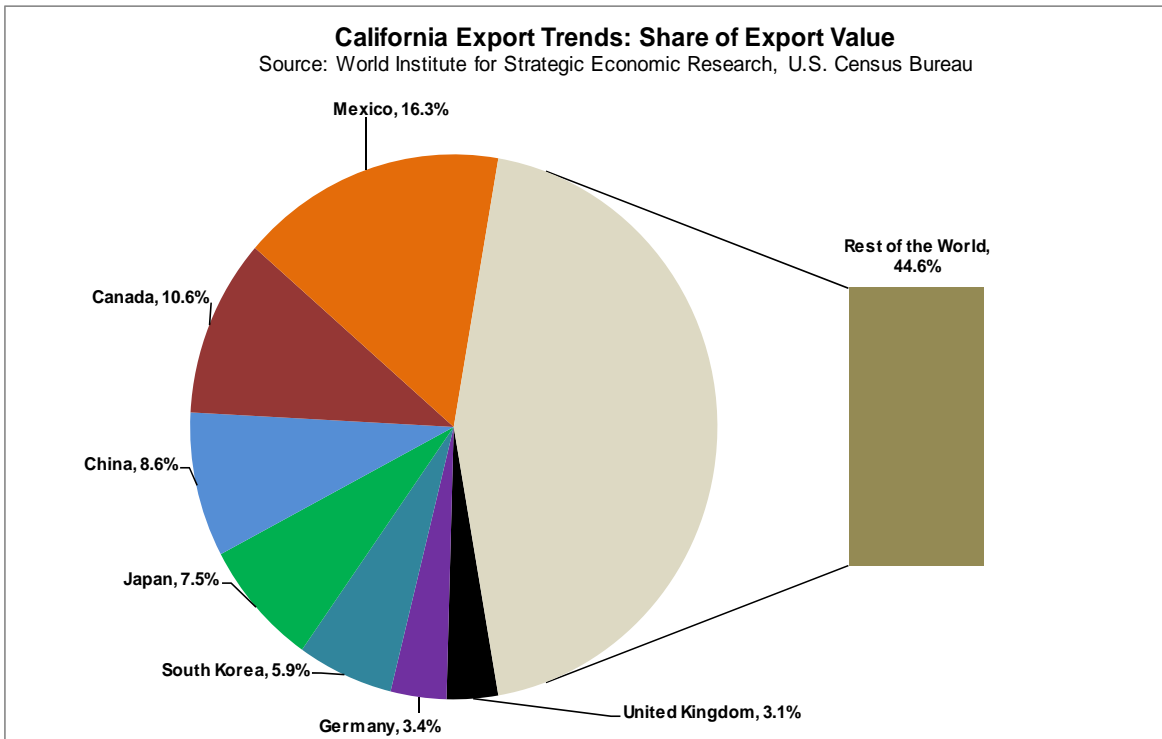
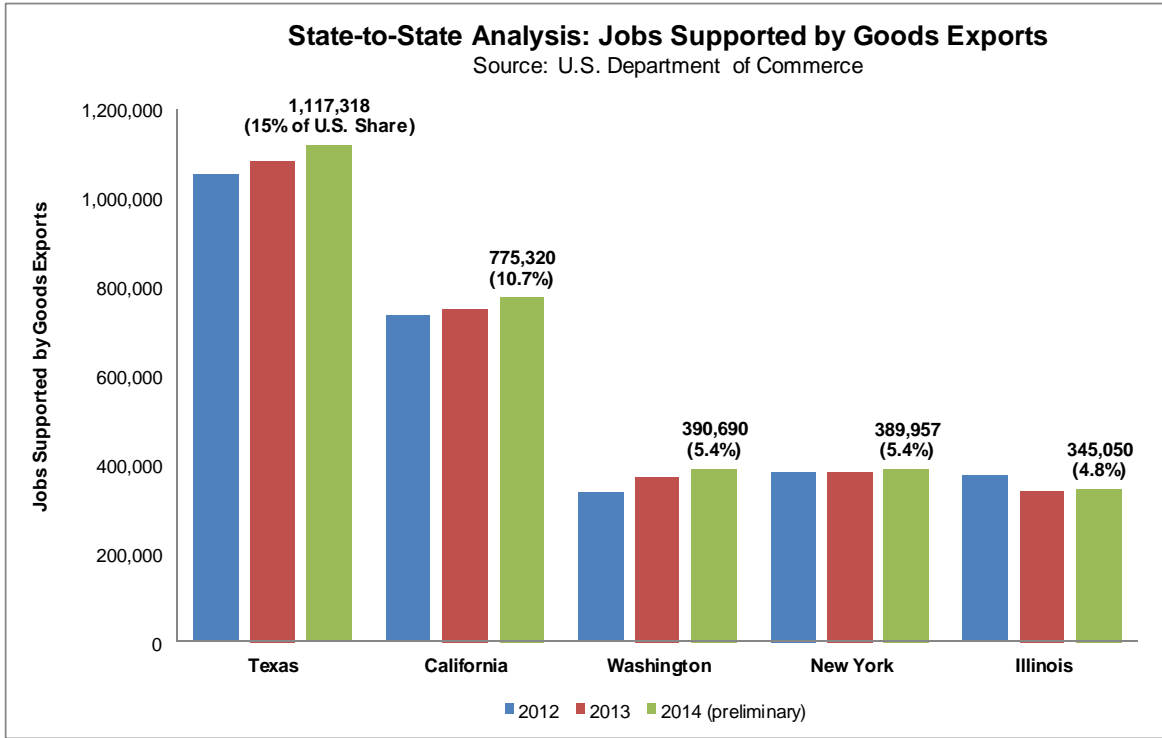
The United States exported goods valued at 368 billion dollars to 206 different countries and territories throughout the world in the first quarter of 2015. During this period, California businesses exported 39.4 billion dollars' worth of goods and services that ranged from agricultural products to advanced machinery, accounting for just over 10 percent of the nation's total value of exports. Exports, in general, have aided the state's current expansion by providing businesses with revenue and supporting just over 700,000 goods-related jobs. These estimates represent the number of jobs supported by the exports *from* a state, rather than, the number of jobs supported by exports *within* the state.

The U.S. Department of Commerce estimated that 11.7 million jobs were supported by the export of U.S. goods and services in 2014. Seven million of these jobs were related to the production of goods, for example, agricultural, natural resources, and manufacturing) and just over four million of these jobs were concentrated in the delivery of specialized services such as technical consulting. In California, 775,000 jobs were supported by goods-related exports and 85 percent of these jobs were in manufacturing.

Nearly 50 percent of California's exports flowed to only five of the 206 countries/territories the state shipped goods to in the first quarter of 2015. Mexico was the state's largest trading partner and accounted for 16.3 percent of the total value of the state's exports (\$39.4B). Canada (\$4.1B), China (\$3.3B), Japan (\$2.9B), and South Korea (\$2.3B) rounded out the remaining four partners. Given the economic instability of Greece, it is worth noting that less than one percent (\$22.1M) of California's exported goods and services arrive in Greece.

California's highest valued exports were computer and electronics products, making up more than one-quarter of the value of goods shipped from the state during the first quarter of 2015. These products include, but are not limited to: computer servers, integrated circuits, and local/wide area network communications equipment. The state's computer and electronic products, machinery; transportation equipment; and chemical exports made up 54 percent of goods-related exports in 2015.





U.S. Export Values by Country				
Country	Value of U.S Exports (2015:Q1)	Percent Share of U.S. Export Value	Number of Jobs Supported (2014)	Top Exports by Industry
<b>All Countries</b>	\$368,694,000,000	100.0%	<b>11.7 million jobs</b> 7.1 million (Goods-related) 4.6 million (Service-related)	Transportation Equipment; Computer and Electronic Prod.; Chemical Manufacturing; Petroleum and Coal
<b>Canada</b>	\$69,545,391,000	18.9%		
<b>Mexico</b>	\$57,140,174,000	15.5%		
<b>China</b>	\$28,139,059,000	7.6%		
<b>Japan</b>	\$15,874,418,000	4.3%		
<b>United Kingdom</b>	\$13,349,986,000	3.6%		
<b>Greece</b>	\$200,681,000	Less than 1 percent		

Source: World Institute for Strategic Economic Research, U.S. Census Bureau, (2015:Q1), U.S. Commerce Department

California Export Values by Country				
Country	Value of CA Exports (2015:Q1)	Percent Share of CA Export Value	Number of Jobs Supported (2014)	Top Exports by Industry
<b>All Countries</b>	\$39,488,532,000	100.0%	<b>775,000 jobs*</b> 665,000 (Manufacturing) 110,000 (All Other)	Agricultural Prod.; Chemical Manufacturing; Computer and Electronic Prod.
<b>Mexico</b>	\$6,438,279,000	16.3%		
<b>Canada</b>	\$4,167,805,000	10.6%		
<b>China</b>	\$3,388,891,000	8.6%		
<b>Japan</b>	\$2,963,939,000	7.5%		
<b>South Korea</b>	\$2,331,468,000	5.9%		
<b>Greece</b>	\$22,216,000	Less than 1 percent		

\* Total export (goods and services) data are unavailable at the state level.

Source: World Institute for Strategic Economic Research, U.S. Census Bureau, (2015:Q1), U.S. Commerce Department

This workforce product was funded by a grant awarded by the U.S. Department of Labor's Employment and Training Administration. The product was created by the recipient and does not necessarily reflect the official position of the U.S. Department of Labor. The Department of Labor makes no guarantees, warranties, or assurances of any kind, express or implied, with respect to such information, including any information on linked sites and including, but not limited to, accuracy of the information or its completeness, timeliness, usefulness, adequacy, continued availability, or ownership. This product is copyrighted by the institution that created it. Internal use by an organization and/or personal use by an individual for non-commercial purposes is permissible. All other uses require the prior authorization of the copyright owner.



State of California

Labor and Workforce Development Agency

Employment Development Department

The EDD is an equal opportunity employer/program. Auxiliary aids and services are available upon request to individuals with disabilities. Requests for services, aids, and/or alternate forms need to be made by calling 916-262-2166 (voice). TTY users, please call the California Relay Service at 711.

